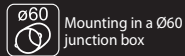


ledix

14 V DC / 8 W junction box power supply ZNP-08-14



ZNN-08-14 power supply is a professional impulse power supply with 14 V DC voltage stabilizer. It is designed for surface mounting. The nominal power output is 8 W. The power supply is recommended to supply the devices belonging to the LEDIX group (controllers, radio receivers) supplied with 14 V DC. The product has a short-circuit and overload protections, which increase the safety of its use. Its high efficiency and a very low power consumption in the standby mode, makes it a very economical solution, designed for continuous operation. The power supply meets the requirements of the harmonized standards.

Characteristic features:

- 14 V DC nominal output voltage, 8 W nominal power,
- small dimensions - suitable for mounting in a typical Ø60 junction box,
- low power consumption in the standby mode (0,25 W),
- efficiency at the level of 79%,
- high stability of the output voltage with input voltage or load changes,
- protections: short-circuit, overload,
- wide ambient temperature range: $-10 \div +50$ °C,
- long-term operation reliability,
- output connecting cables 150 mm long.

The power supply cooperates with:

- LEDIX series LED diode fittings supplied with 14 V DC
- LED controllers and radio receivers supplied with 10-14 V DC.

CAUTION:

The total power of lighting fittings or of the devices cooperating with the power supply must not exceed 8 W.

zaMeL cet

230 V AC



ledix

Junction box
power supply

14 V DC
8 W

ZNP-08-14



A detailed mounting instruction is in the packaging

zaMeL cet

Cet Lighting Sp. z o.o.

PL 43-200 Pszczyna, ul. Zielona 27, Poland
tel: +48 32 449 15 00, fax: +48 32 449 15 02
e-mail: ledix@ledix.pl, www.ledix.pl

230 V AC / 8 W IP20

weight: 74 g

PN-EN 61204-3

PN-EN 55022

PN-EN 61000



The symbol means selective collecting of electrical and electronic equipment. It is forbidden to put the used equipment together with other waste.



14 V DC 8 W junction box LED power supply
TYPE: ZNP-08-14



5 903669 053279

Declaration of Conformity is on www.ledix.pl

ZNP-08-14 ENG Ver. 02

www.ledix.pl

DESCRIPTION

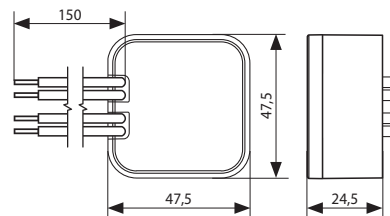
ZNP-08-14 power supply is a professional impulse power supply with 14 V DC output voltage and 8 W nominal power. The power supply is designed to supply the LEDIX series fittings and LEDIX devices such as radio controllers, radio receivers, RGB amplifiers, etc. It is designed for a direct mounting in a junction box. The device has a short-circuit and overload protections, which increase the safety of its use. Its high efficiency and a very low power consumption in the standby mode makes it a very economical solution, designed for continuous operation. The power supply meets the requirements of the harmonised standards. The features of the power supply:

- 14 V DC nominal output voltage, 8 W nominal power,
- small dimensions - suitable for mounting in a typical Ø60 junction box,
- low power consumption in the standby mode (0,25 W),
- efficiency at the level of 79%,
- high stability of the output voltage with input voltage or load changes,
- protections: short-circuit, overload,
- wide ambient temperature range: $-10 \div +50$ °C,
- long-term operation reliability,
- output connecting cables 150 mm long.

TECHNICAL DATA

Nominal output voltage:	14 V DC
Nominal output current:	0,57 A
Nominal output power:	8 W
Output voltage tolerance:	5%
Output voltage ripples:	80 mV _{pp}
Output voltage time increase:	10 ms
Output voltage time adjustment:	20 ms
Nominal input voltage:	230 V AC
Input voltage tolerance:	$-10 \div +15\%$
Nominal frequency:	50 Hz
Efficiency:	79 ÷ 80%
Power consumption (standby):	0,25 W
Starting current:	20 A
Protections:	short-circuit, overload
Ambient temperature range:	$-10 \div +50$ °C
Mounting:	In a Ø60 junction box
Casing protection degree:	IP20
Protection class:	II
Dimensions:	47,5 x 47,5 x 24,5 mm
Weight:	74 g
Reference standard:	PN-EN 61204-3; PN-EN 55022; PN-EN 61000

DIMENSIONS



FAMILY OF PRODUCTS

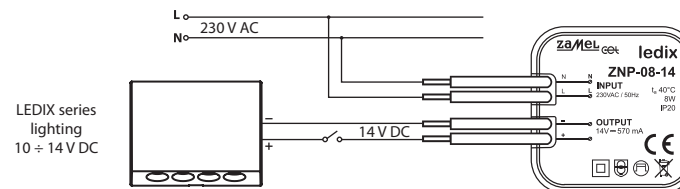
ZNP-XX-XX

Nominal output voltage:
12 – 12 V
14 – 14 V

Nominal output power:
2 – 2 W
8 – 8 W
15 – 15 W

Symbol (series)

DIAGRAM



MOUNTING

CAUTION! The device is designed for single-phase installation and must be installed in accordance with standards valid in a particular country. Installation, connection and control should be carried out by a qualified electrician staff, who act in accordance with the service manual and the device functions.

1. Disconnect power supply by the phase fuse, the circuit-breaker or the switch- disconnector combined to the proper circuit.
 2. Check if there is no voltage on connection cables by means of a special measure equipment.
 3. Connect the output cables in accordance with the connection diagram.
 4. Mount the ZNP-08-14 in the Ø60 junction box.
 5. Switch on the power supply from the mains.
- When connecting fittings or devices to ZNP-08-14 power supply pay attention to a correct polarity of the output cables.
 - Total power capacity can not exceed the nominal power of the power supply.